

## **ACTRONIX-light system**

ul. Cicha 11 32-600 OŚWIĘCIM

tel/fax

33 843-03-03

NIP 549-000-02-27

33 843-03-04

REGON 002432420

factory@actronix.pl

www.actronix.pl

Dla sal konferencyjnych  
systemy dyskusyjne  
rejestracja cyfrowa  
systemy głosowań  
ekrany i projektory



Dla sal widowiskowych  
oświetlenie teatralne  
sterowanie  
nagłośnienia



Dla scen i dyskotek  
oświetlenie dyskotekowe  
nagłośnienie dyskotek  
nagłośnienie scen  
oświetlenie sceniczne

**n o w o ś ć**  
**c y f r o w e**  
**G Ł O S O W A N I A**

Dla **SZKÓŁ**  
nagłośnienia  
radiowęzły  
oświetlenie




Dla obiektów sportowych  
nagłośnienia stadionów  
nagłośnienia hal  
rejestracja video  
CCTV - DSO - TELE - P. POŻ.

## Silnik krokowy 16HY0405 (zamiennikiem jest 42BYG023)

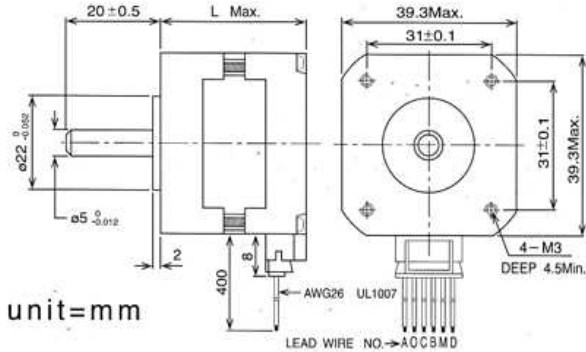
**DALEJ znajdziesz podstawowe PARAMETRY**



# 16HY SERIES HYBRID STEPPING MOTOR



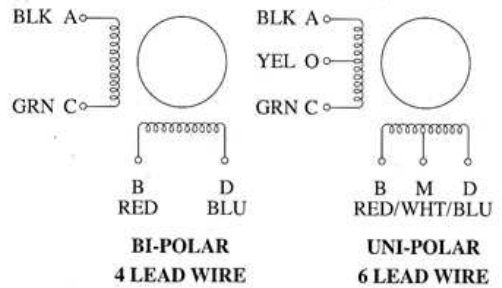
## Mechanical Dimensions



## General Specifications

Step Accuracy	± 5%
Temperature Rise	80 °C Max.
Ambient Temperature Range	-20 °C ~ +50 °C
Insulation Resistance	100MΩ Min. 500V DC
Dielectric Strength	500V AC 1 minute
Radial Play	0.02mm Max.(450g Load)
End Play	0.08mm Max.(450g Load)
Rotation	CW(See from Front Flange)

## Wiring Diagram

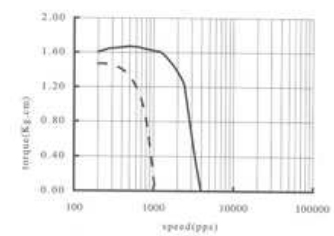
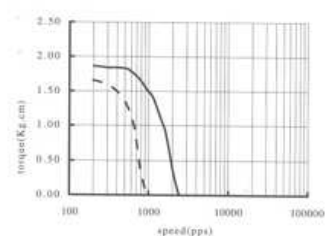
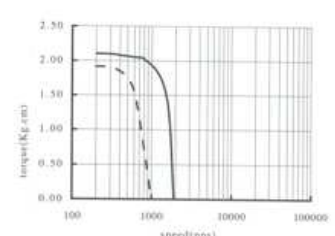
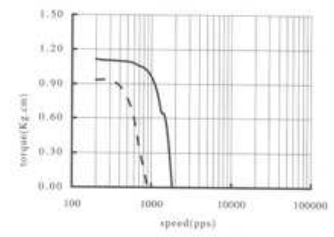
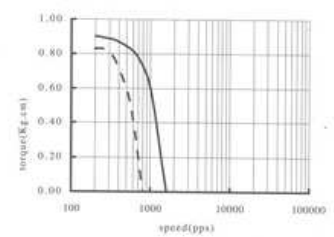
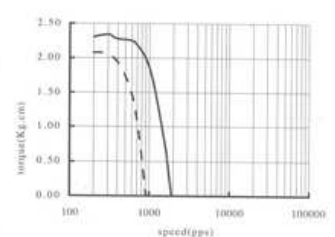
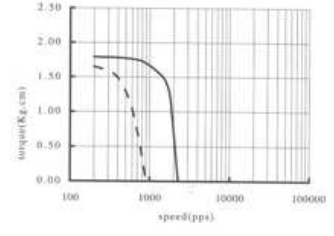
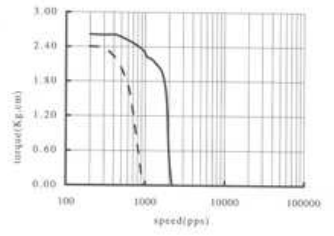
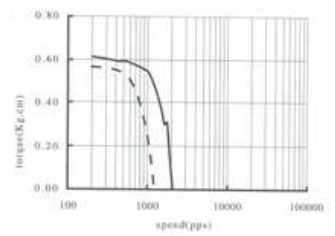
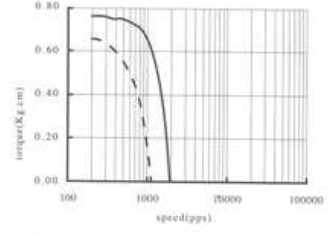


## Electrical Specifications

16HY Series Model	Step Angle deg	Motor Length mm	Holding Torque kg-cm	Lead Wire Number	Rated Current Amp	Phase Resistance Ohm	Phase Inductance mH	Rotor Inertia g-cm <sup>2</sup>	Detent Torque g-cm	Motor Weight g
16HY0404-02	1.8	34	1.8	4	0.65	7.0	9.3	20	120	180
16HY0405-08	1.8	34	2.1	4	0.40	30.0	32.0	20	120	180
16HY0408	1.8	34	2.2	4	0.60	15.0	16.0	20	120	180
16HY0602-01	1.8	34	1.3	6	0.30	40.0	20.0	20	120	180
16HY0603	1.8	34	1.1	6	0.16	75.0	50.0	20	120	180
16HY1402	1.8	38	2.9	4	0.50	24.0	45.0	24	180	200
16HY1601	1.8	38	2.0	6	0.80	7.5	6.0	24	180	200
16HY2401	1.8	44	2.8	4	0.30	40.0	100.0	40	250	250
16HY7401	1.8	20	0.65	4	0.40	6.6	7.5	11	50	120
16HY7601	1.8	20	0.8	6	0.50	13.0	7.5	11	50	120

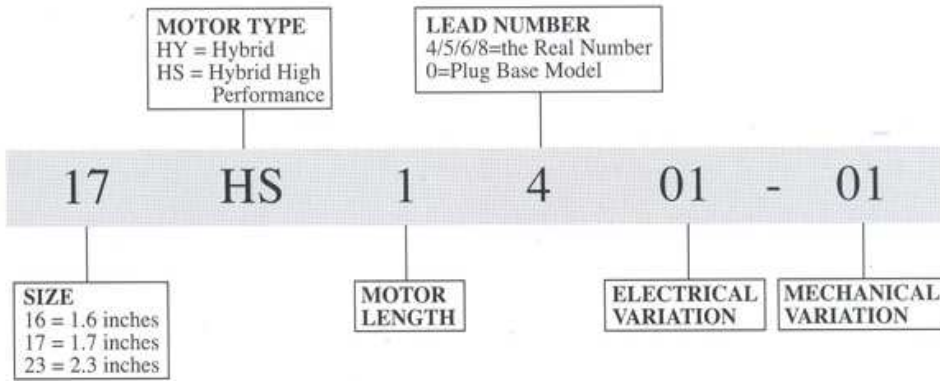
# 16HY

## SERIES MOTOR DYNAMIC CHARACTERISTICS

<p>MODEL: 16HY0404-02 TORQUE VS. SPEED CURVE DRIVER: DUAL CHOPPER SUPPLY VOLTAGE: 24V CURRENT: 0.65A</p> 	<p>MODEL: 16HY0405-08 TORQUE VS. SPEED CURVE DRIVER: DUAL CHOPPER SUPPLY VOLTAGE: 24V CURRENT: 0.4A</p> 	<p>MODEL: 16HY0408 TORQUE VS. SPEED CURVE DRIVER: DUAL CHOPPER SUPPLY VOLTAGE: 24V CURRENT: 0.6A</p> 
<p>MODEL: 16HY0602-01 TORQUE VS. SPEED CURVE DRIVER: DUAL CHOPPER SUPPLY VOLTAGE: 24V CURRENT: 0.3A</p> 	<p>MODEL: 16HY0603 TORQUE VS. SPEED CURVE DRIVER: DUAL CHOPPER SUPPLY VOLTAGE: 24V CURRENT: 0.16A</p> 	<p>MODEL: 16HY1402 TORQUE VS. SPEED CURVE DRIVER: DUAL CHOPPER SUPPLY VOLTAGE: 24V CURRENT: 0.5A</p> 
<p>MODEL: 16HY1601 TORQUE VS. SPEED CURVE DRIVER: DUAL CHOPPER SUPPLY VOLTAGE: 24V CURRENT: 0.8A</p> 	<p>MODEL: 16HY2401 TORQUE VS. SPEED CURVE DRIVER: DUAL CHOPPER SUPPLY VOLTAGE: 24V CURRENT: 0.3A</p> 	<p>MODEL: 16HY7401 TORQUE VS. SPEED CURVE DRIVER: DUAL CHOPPER SUPPLY VOLTAGE: 24V CURRENT: 0.4A</p> 
<p>MODEL: 16HY7601 TORQUE VS. SPEED CURVE DRIVER: DUAL CHOPPER SUPPLY VOLTAGE: 24V CURRENT: 0.5A</p> 		

----- PULL IN TORQUE  
————— PULL OUT TORQUE

# HYBRID STEPPING MOTOR CODING SYSTEM



## TYPICAL PRODUCTS

are listed on the specification sheet.

## MECHANICAL & ELECTRICAL VARIATION

out of listed are available upon request.

## ROTATION VS EXCITATION MODE

### Uni-polar(6 Lead Wire)Dual

LEAD	BLK	RED	GRN	BLU	YEL	WHT
STEP	A	B	C	D	O	M
1	-	-	0	0	+	+
2	0	-	-	0	+	+
3	0	0	-	-	+	+
4	-	0	0	-	+	+

### Bi-polar(4 Lead Wire)Dual

LEAD	BLK	RED	GRN	BLU
STEP	A	B	C	D
1	+	+	-	-
2	-	+	+	-
3	-	-	+	+
4	+	-	-	+

CW

### Uni-polar(6 Lead Wire)Half

COLOR OF LEAD WIRE	STEP	1	2	3	4	5	6	7	8
BLK (BLACK)	A	-	-	0	0	0	0	0	-
RED (RED)	B	0	-	-	-	0	0	0	0
GRN (GREEN)	C	0	0	0	-	-	-	0	0
BUL (BULE)	D	0	0	0	0	0	-	-	-
YEL (YELLOW)	O	+	+	+	+	+	+	+	+
WHT (WHITE)	M	+	+	+	+	+	+	+	+



CW